



# Native Education Reform

The state of American Indian/Alaska Native education

# 32,500

AI/AN students are enrolled in public schools in CA<sup>1</sup>, but only 22,500 are enrolled in Title VI Indian Education Program.<sup>2</sup>



## ENROLLMENT



1 icon = 1,000

Del Norte



79.1%

Los Angeles



59.9%

Sacramento

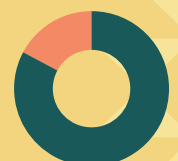


66.4%

## HIGH SCHOOL GRADUATION RATES BY COUNTY

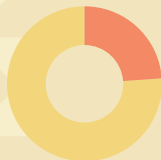
High school graduation rates of AI/AN students in CA (statewide average 83%).<sup>1</sup>

Statewide



83%

Del Norte



24%

Los Angeles



39%

Sacramento



39%

## 3RD GRADE MATH PROFICIENCY RATES BY COUNTY

Third grade math proficiency rates of AI/AN students in CA (statewide average 46.83%).<sup>1</sup>

Statewide



46.83%

Del Norte



19%

Los Angeles



47%

Sacramento



39%

## 3RD GRADE ENGLISH PROFICIENCY RATES BY COUNTY

Third grade English proficiency rates of AI/AN students in CA (statewide average 43.9%).<sup>1</sup>

Statewide



43.9%

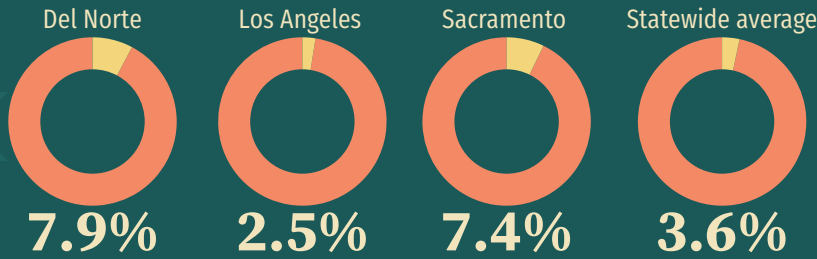


Access to education advances equity for Indigenous peoples' and contributes to self determination. With economic and social autonomy, Indigenous people are empowered to create change that is needed within our communities for future generations.



# Native Education Reform

## The state of American Indian/Alaska Native education

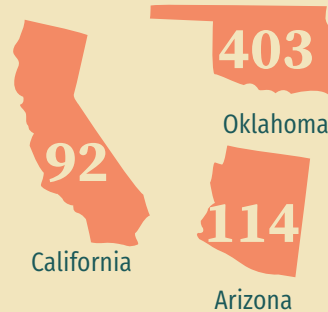


### SUSPENSION RATES BY COUNTY<sup>1</sup>

Suspension rates of AI/AN in CA (statewide average 3.6%).<sup>1</sup>

## Increasing high school graduation Rates for AI/AN students

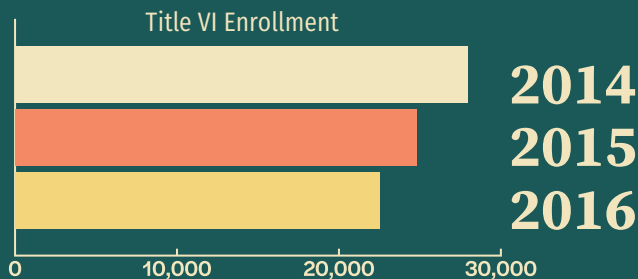
The Title VI Indian Education Program (circa 1972) supports the efforts of school districts, Tribes, AI/AN organizations, postsecondary institutions, and other entities to meet the unique educational and culturally related academic needs of AI/AN students. Because the Title VI program is a formula-based grant, it is imperative that we accurately identify our AIAN students and bridge them to services like this.



### TITLE VI PROGRAMS BY STATE<sup>2</sup>

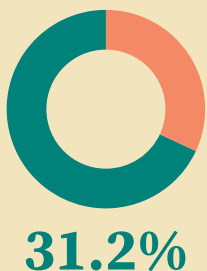
Yet, California is home to the highest population of AI/AN people in the nation with over 110 federally recognized Tribes and over 100 Tribal lands.<sup>4</sup>

## Increase Title VI funding for AI/AN students



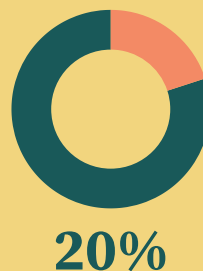
### FROM 2014 TO 2016, CA TITLE VI PROGRAMS:

- decreased from 94 programs to 92 programs
- decreased enrollment 27,957 to 22,483
- decreased funding \$5.4 million to \$4.5 million



### COLLEGE READINESS

of AIAN students graduated meeting the UC/CSU requirements (compared to the statewide total 49.9%).<sup>1</sup>



### COLLEGE ENROLLMENT

of AIAN students (18-24 years old) were enrolled for college in 2017.<sup>3</sup>

### CITATIONS:



1. California Department of Education, 2017
2. US Department of Education, 2016
3. U.S. Department of Commerce, Census Bureau, Current Population Survey (CPS), October Supplement, 2000, 2010, and 2017.
4. US Census Bureau, 2010
5. Advancement Project California; RACE COUNTS, racecounts.org, 2017.